

Name \_\_\_\_\_

# Boots for Beth < 1



Read the sentences. Circle the word that goes in the sentence. Then write it on the line.

1. Beth's \_\_\_\_\_ got a new hat. friend funny

2. She \_\_\_\_\_ it on. put play

3. \_\_\_\_\_ said "It is too big." See She

4. Meg \_\_\_\_\_ use a hat. could come

5. You can \_\_\_\_\_ use my bike. up Use

Match the words to the pictures.

ABC order



• through



New must like out

• thimble

1. \_\_\_\_\_

• toothbrush



2. \_\_\_\_\_



• throw

3. \_\_\_\_\_

• think



• thief



4. \_\_\_\_\_

Circle the naming part of the sentences.



1. The fox ran down the hill.

3. The eggs are in a nest.

2. My cat is not here.

4. The dogs ran in the park.

5. Three pigs ate the corn.

Name \_\_\_\_\_ Boots for Beth- 2



Read the sentences. Circle the word that goes in the sentence, then write it on the line.

1. "My _____ don't fit," said Beth.	boot	boots
2. I can not get _____ on.	they	them
3. _____ you use my boot?	Could	Came
4. They are _____ big for me.	too	two
5. Do you _____ my pink boots?	walk	want



Match the Opposites.

Add a c in front a/ o/ u / words parts

Add a k in front of e/ i/ y/ words parts

Add C or K

1. little    \_\_\_ then

2. now    \_\_\_ away

3. here    \_\_\_ big

4. come    \_\_\_ walk

5. run    \_\_\_ go

1. \_\_\_\_\_ub

2. \_\_\_\_\_it

3. \_\_\_\_\_at

4. \_\_\_\_\_op

5. \_\_\_\_\_up

6. \_\_\_\_\_eep

7. \_\_\_\_\_ut

8. \_\_\_\_\_ag

9. \_\_\_\_\_ot

10. \_\_\_\_\_iss



Write the beginning sounds for the pictures.

sk

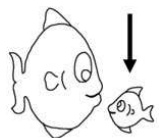
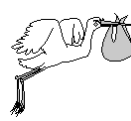
sl

sp

st

sn

sm



\_\_\_\_\_

Name \_\_\_\_\_

**Boots for Beth >3**















Read the sentences. Circle the word that goes in the sentence. Then write it on the line.

1. Ted, your boots _____ too wet.	are	car
2. Can you _____ on Jeff's black boot?	but	put
3. "It is too _____," said Beth.	thin	chin
4. Beth's _____ all felt bad.	friends	tends
5. They got a big _____ for Beth.	sunrise	surprise



Write an o or e under the correct picture to match the sound.

 _____	 _____	 _____	 _____	 _____	 _____
 _____	 _____	 _____	 _____	 _____	 _____



Contraction- Write the two words. n't = not 'll = will

1. don't	1. <u>do</u> <u>not</u>	4. she'll	4. _____
2. can't	2. _____	5. they'll	5. _____
3. isn't	3. _____	6. he'll	6. _____



Name \_\_\_\_\_ Boots for Beth -4



Write the two words for the contractions. n't = not 'll = will 's = is

1. Beth and her friends can't go to the zoo. \_\_\_\_\_

2. He'll find the lost boot. \_\_\_\_\_

3. He's playing a video game. \_\_\_\_\_

4. Jeff isn't helping Max with the work. \_\_\_\_\_

5. Dan didn't find the lost cat. \_\_\_\_\_



Use a line to connect the words to the pictures.



bath

toothbrush



wreath

path



tooth

thumb



earth

throw



Use and to make two sentences into one sentence.

1. Ted can run. Ted can play.

Ted can \_\_\_\_\_

2. Sam will run. Sam will play.

Sam will \_\_\_\_\_

