

Name _____



Read the sentences. Circle the word that goes in the sentence. Then write it on the line.







1. I see lots of _____ homes.	animal around
2. _____ are caterpillars' food.	play Plants
3. They _____ to grow and grow.	need next
4. It _____ small drops of rain.	drinks down
5. Soon he will _____ his skin.	say shed



Beginning sounds cl, pl, fl, bl, sp











Same : Match words that go together.

-  _____
_____ **ower**
-  _____
_____ **ider**
-  _____
_____ **ate**
-  _____
_____ **ag**
-  _____
_____ **ock**
-  _____
_____ **ock**

- big_** ● large
- pot_** ● end
- look_** ● hold
- city_** ● pan
- stop_** ● see
- keep_** ● town



Match the naming part with the telling part to make a sentence.

- The witch _____ to play with the fish.  
- The kitten wants _____ plays in the pool.  
- The boy _____ will read a book.  
- The duck will _____ flew through the air.  

Name _____ I Am a Butterfly 2



Read the sentences. Circle the word that goes in the sentence. Then write it on the line.

1. Many _____ live in the woods.	any	animals
2. Some animals fly in the _____.	all	air
3. _____ the birds will fly south.	Soon	Small
4. Soon the days will _____ cold.	turn	two
5. Do butterflies _____ around here?	little	live

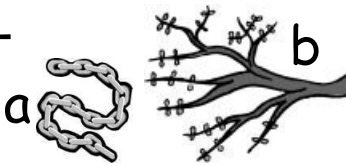


Ch : Match -write the letter next to the word.



ABC order

1. branch _____



2. chain _____

3. chair _____



4. crutch _____



5. torch _____



6. cheerleader _____

chip try chin match many

Handwriting practice lines with dotted letters for tracing: chip, try, chin, match, many.



Match the words to the contraction .

1. will not •

• isn't

2. is not •

• won't

3. can not •

• aren't

4. are not •

• can't

5. they are •

• they'll

6. they will •

• he'll

7. he will •

• they're

8. he is •

• he's

Name _____ I Am a Butterfly 3













Read the sentences. Circle right the ending. Then write it on the line.

1. The little egg will _____.	hatch have
2. It is now a _____.	climb caterpillar
3. Wind is moving _____.	air any
4. Lots of animals live _____ here.	away around
5. Frogs _____ here, too.	live like



Write the short vowel sounds for the pictures. a e i o u

				
_____	_____	_____	_____	_____
_____	_____	_____	_____	_____
				
_____	_____	_____	_____	_____
_____	_____	_____	_____	_____



Compound words: Write the word to make a compound word.

1. to _____	saw	4. lunch _____	house
_____		_____	
2. see _____	coat	5. book _____	room
_____		_____	
3. rain _____	day	6. dog _____	bag
_____		_____	

Name _____



Read the sentences. Circle the word that goes in the sentence, then write it on the line.

1. I am now an _____.	insect inside
2. I have _____ legs.	six eight
3. My _____ help me fly.	walks wings
4. I fly with all my _____.	friends from
5. I am now a _____ butterfly.	body beautiful



Match the Opposites.



Circle the short a and e vowel words.

1. little _____ then	1. <u>and</u> ate	6. eat pen
2. run _____ big	2. ant away	7. best be
3. now _____ walk	3. came can	8. yes see
4. come _____ go	4. race dash	9. she red

Write the beginning sounds for the pictures. st bl st sl cr ch fl sp cl sn pl

















