




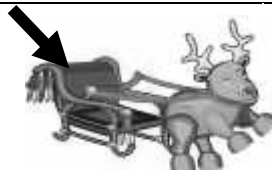
Read the sentences. Circle the word that goes in the sentence. Then write it on the line.

1. Max ran _____ the bag.	in it
2. Hap ran in the _____ .	got bag
3. Sam ran _____ the bag.	up is
4. Sam ran _____ the bag.	go down
5. Can Sam _____ in?	yes go
6. _____ , Sam can go in.	Yes Blue



Say the pictures with your teacher, then circle 8 pictures that have the **sl** sound.

sl



Read the sentences. Circle the one that makes sense.

1. I am Max

2. Max I am.

1. Hat has a Pam.

2. Pam has a hat.

1. Up can Sam go.

2. Sam can go up.

1. Jump up Max can.

2. Max can jump up.

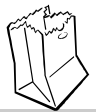
1. Hap can jump in.

2. Can jump Hap in.

1. Dan got the hat.

2. Hat got Dan the.

Name _____ Sam and the Bag 3



Read the sentences. Circle the word that goes in the sentence. Then write it on the line.

1. Can Dan _____ Sam? here help

2. The cat _____ away. can ran

3. Dan _____ the cat. got go

4. Can Pam _____ the hat? find big

5. Sam, come and _____ Max. funny help

6. Max can go down _____ here oh



Write the rhyming words.

tap



tap



tap




tag



tag



tag



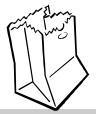
Unscramble and write the sentence correctly.

1 Dan hat the got.

Dan

2. Sam bag ran down the.

Sam



Read the sentences. Circle the word that goes in the sentence. Then write it on the line.

1. Sam helps the _____ cat.	here funny
2. Yes, Pam can go _____.	oh here
3. Funny Max _____ in the hat.	ran is
4. The _____ cat sat on the rat.	big away
5. Max, the cat _____ on the mat.	blue sat
6. Pam ran up and _____.	go down



Write the words in ABC order.

bag cap am

ham mad tap

cat at hat

1	1	1
2	2	2
3	3	3



Unscramble and write the sentence correctly.

1 Can the go in bag Max.

Can

2. Hap in bag the ran.

Hap