




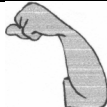




Name _____ Friends Forever 1 

Read the sentences. Circle the word that goes in the sentence, then write it on the line.



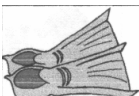







1. Friends do things _____ .	together talk
2. Friends talk to _____ other.	eat each
3. School is a good _____ to make friends.	play place
4. I think _____ is a good place.	school such
5. Friends like to help each _____ .	other only

 Match the Opposites.

R-controlled- add ar or or to finish the word.

1. work _____purr	1. m_____ble 	4. _____m 
2. bark _____play	2. f_____k 	5. sp_____ts 
3. now _____hurt	3. y_____n 	6. sh_____k 

 Write the beginning blends for the pictures. tr cl cr fl st dr cl tr

 _____	 _____	 _____	 _____	 _____
 _____	 _____	 _____	 _____	 _____

Name _____

Friends Forever 2



Read the sentences. Circle the word that goes in the sentence, then write it on the line.

1. We are _____ friends.	gave good
2. We like to play _____ .	time together
3. Friends like to _____ together.	stick some
4. We walk and _____ together.	them talk
5. We are _____ to be together.	glad gone



Make it more than one: Add s or es or √ if it is ok

- | | | |
|---------------------|--------------------|---------------------|
| 1. one dog _____ | 4. a park _____ | 7. the shop _____ |
| 2. two bus _____ | 5. some duck _____ | 8. three wish _____ |
| 3. three bird _____ | 6. five bus _____ | 9. many lunch _____ |



Circle the word that goes with the picture.

1. coat

cot



2. told

toad



3. bow

bowl



4. goat

got



5. snow

show




6. throw

thank



7. toast

tough



8. soap

soup



Name _____


Friends Forever 3

Read the sentences. Circle the word that goes in the sentence. Then write it on the line.

1. We make _____ days into glad days.	hat sad
2. We _____ for shells.	hunt have
3. Friends can hunt for _____ .	ran rocks
4. We have so _____ fun.	much many
5. _____ jump up and down together.	Let's We'd


 Sounds le match pictures to the words.  Same : Match words that go together.

- 1. pickle
- 2. rattle
- 3. bottle
- 4. kettle
- 5. apple
- 6. fiddle



- 1. bird _
- 2. cookie _
- 3. park _
- 4. burn _
- 5. snow _
- 6. duck _

- sled
- play
- fire
- chirp
- quack
- food

 Match the naming part with the telling part to make a sentence.

- 1. The children will _____ walk her dog.
- 2. The boy _____ found his cat.
- 3. The lady will _____ climb the gym.






Read the sentences. Circle right the ending. Then write it on the line.

1. We eat _____ snacks together.	on our
2. Friends _____ to each other.	whisper why
3. We giggle and grin with our _____.	friends four
4. _____ on a team together.	We're Can't
5. Friends can act _____ together.	same silly



Write the beginning sound and short vowel sounds for the pictures .

a e i o u



_____ sh



_____ lt



_____ ck



_____ ck



_____ ck



_____ nt



_____ st



_____ g



Write the words that should have capital letters. Don't forget to use capitals letters.

1. susan's hat _____

2. mark's dog _____

3. mr. smith _____

4. aunt jane _____

5. mary left. _____

6. jen's quilt _____